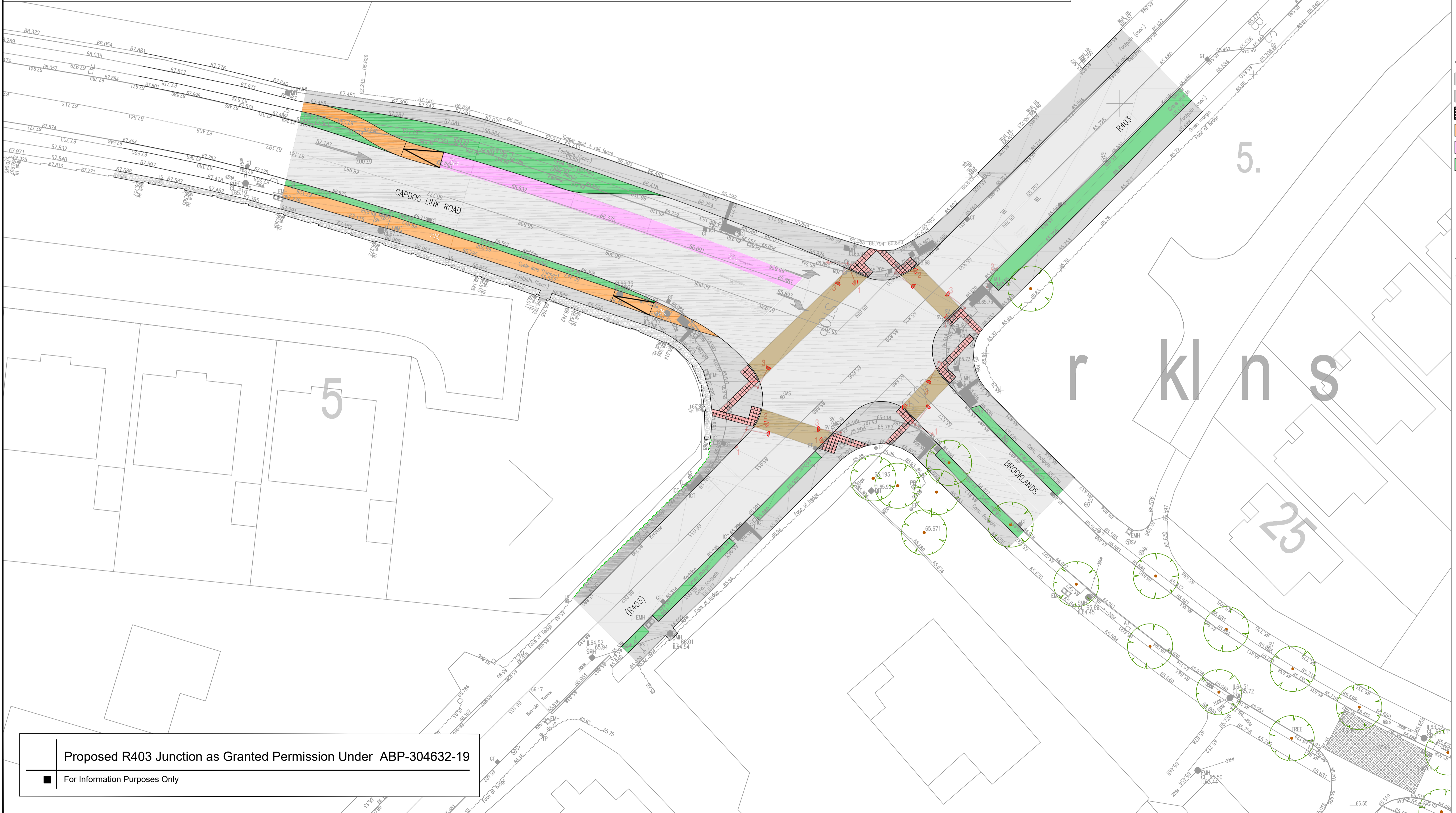
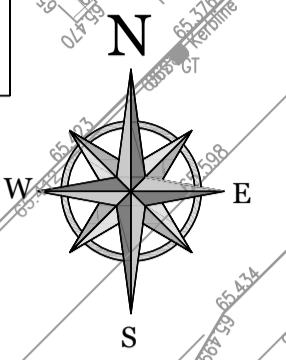
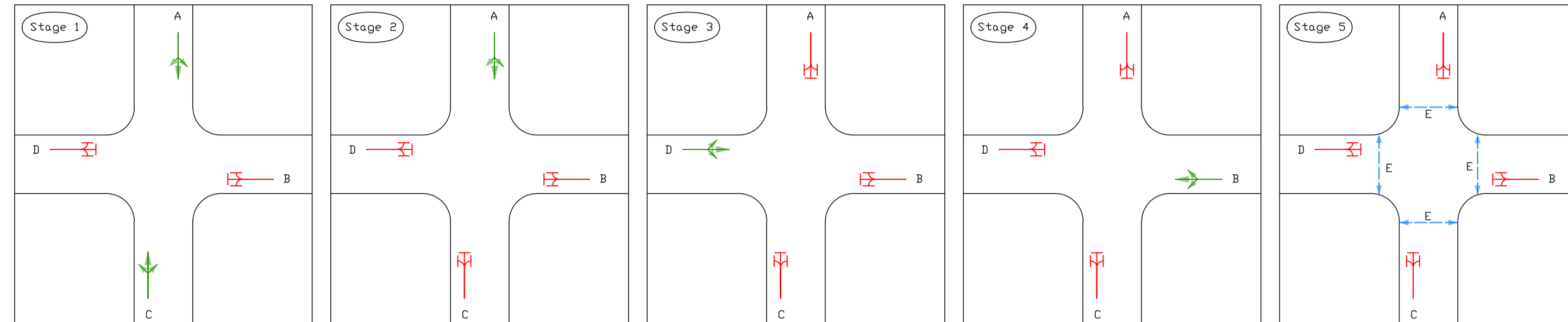
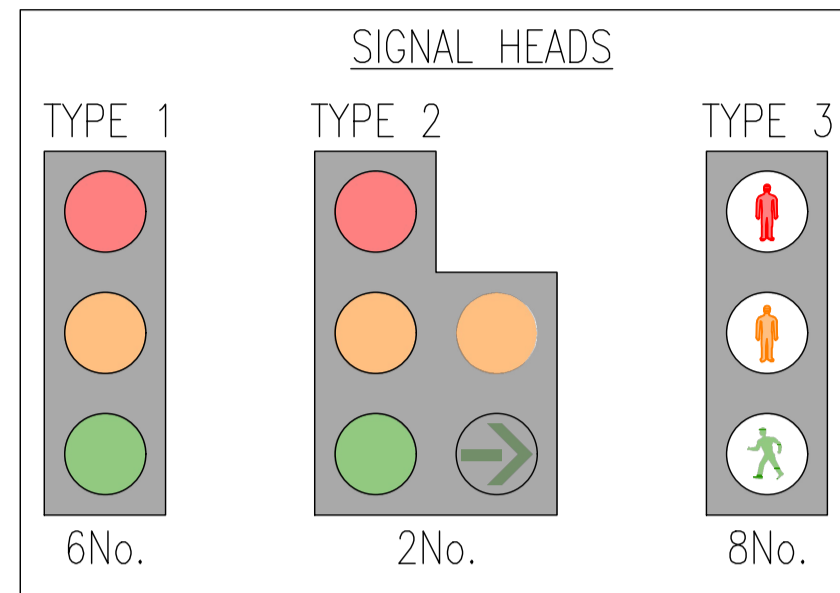


PHASE	STAGE 1	STAGE 2	STAGE 3 (ON DEMAND)	STAGE 4 (ON DEMAND)	STAGE 5 (ON DEMAND)
A	← NO ARROW ON THIS STAGE →				
B					
C					
D					
E					



- LEGEND:**
- SITE BOUNDARY
 - ROAD
 - FOOTPATH
 - PERMEABLE PAVING
 - CYCLE TRACK
 - CYCLE LANE
 - VERGE/LANDSCAPE AREAS
 - PROPOSED BUFF TACTILE PAVING AT UNCONTROLLED CROSSINGS
 - PROPOSED COUROYAU TACTILE PAVING
 - PROPOSED ROAD LEVEL
 - EXISTING ROAD LEVEL
 - PROPOSED ROAD GRADIENT
 - PROPOSED KERB REARRANGEMENT
 - ROAD CENTRELINE
 - ROAD WIDTH
 - FINISHED FLOOR LEVEL
 - PROPOSED ROAD SIGN
 - PRIMARY SIGNAL
 - SECONDARY SIGNAL
 - PEDESTRIAN SIGNAL
 - RED BLISTER TACTILE PAVING

GENERAL NOTES

The Developer/Contractor/Builder is to ensure that the building under construction/alteration is to comply where applicable with the 2010 Building Regulations in respect of all trades involved in the construction of this development.

The Developer/Contractor/Builder should notify BCA of any intended deviations from these plans prior to commencement of development.

All Site Development works to be carried out in accordance with "Recommendations for Site Development Works for Housing Areas" Dept. of Environment.

Contractors must verify all dimensions at the job before commencing any work. No working dimensions to be scaled. This drawing is for the purpose of planning only. Dimensions to blockwork only.

Revision

Date	Rev.

Proposed R403 Junction as Granted Permission Under ABP-304632-19

For Information Purposes Only

Client: Westar Investments Ltd.

Job: Clane KDA1 SHD

Location: Lands at Capdoo & Abbeylands, Clane, Co. Kildare

Drawing Title: SITE LAYOUT
As Granted ABP-304632-19
Ardstone R403 Junction - Sheet 02

oca brian connolly associates
CONSULTING ENGINEERS

BSc Eng, MSc, DIC, C.Eng, MIEI
The Studio, "Wood's Way", Clane, Co. Kildare. T. 045 892211 F. 045 892420
e: bcassoc@eircom.net

Planning - SHD 02c

job no	18002
date	24-09-2019
scale	1:250 @ A1
drawn by	Brian Connolly
cad ref no	
	300
planning ref no	
fire ref no	
drawing no.	307-02